

Q2 2024 Konsentus Third Party Provider Open Banking Tracker

Halfway through the year, we can report an upward trajectory for the overall number of TPPs providing open banking services within the EEA. In the UK, the effects of a more mature market and changing business models have resulted in several TPPs losing their PSD2 regulatory permissions, reducing the UK's total.

In the EEA, apart from a slight dip in June 2023, there has been consistent growth over the last six quarters. Since the end of March of this year, **8** TPPs have gained regulatory approval and **5** TPPs have had their permissions removed, resulting in a total of **370**.

However, the story is different in the UK. Only **1** TPP became regulated to provide open banking services whilst **9** others lost their regulatory permissions, so the UK's

overall total is now **197** – the first time it has fallen below **200** since November 2020.

The figure for the EEA and UK combined now stands at **567**. Although this is lower than we reported at the end of Q1 2024, the **23** permission changes over the last quarter are consistent with the first three months of the year.

The data reveals that once again the market is dynamic making it important to check data access requests both from TPP fintechs but also credit institutions to ensure consumer and business data is always safeguarded.

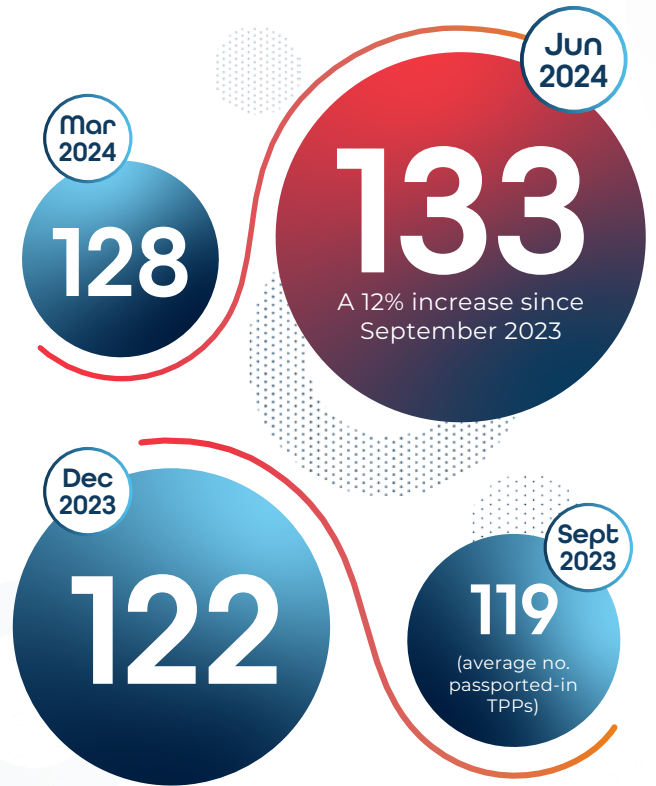


¹ We are no longer reporting on TPPs regulated by the Gibraltar Financial Services Commission (GFSC)

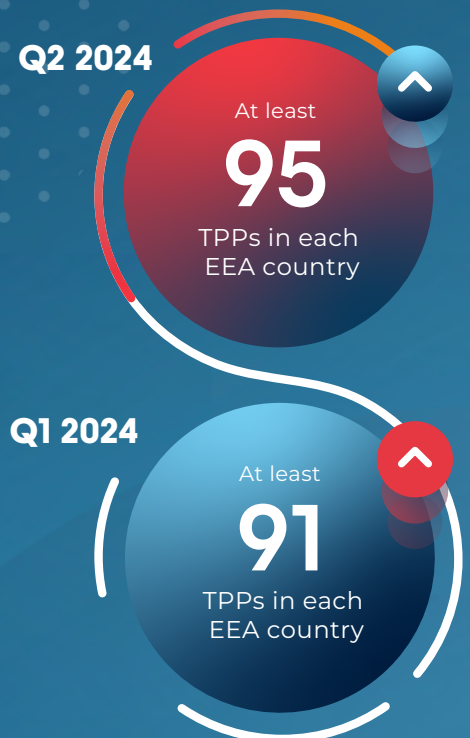
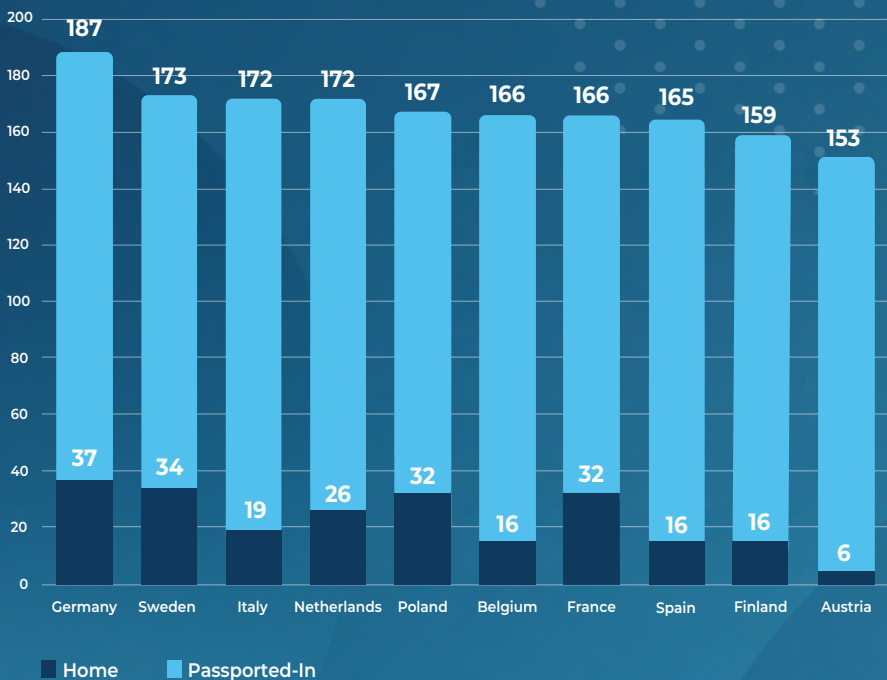
Q2 2024 Highlights (EEA)

- **Germany** retains the top position by highest number of home-regulated TPPs at **37**, increasing its lead over Sweden in second place.
- **Italy** still has the highest number of non-domestic TPPs, with **153**, followed by **Belgium** and **Germany** with **150** respectively.
- TPPs from **7** different EEA markets gained regulatory approval during the second quarter of 2024: **Belgium (1)**, **Croatia (1)**, **Finland (2)**, **Norway (1)**, **Spain (1)**, **Sweden (1)** and **Ireland (1)**.
- TPPs from 4 different EEA countries had their permissions removed: **Estonia(1)**, the **Netherlands(1)**, **Spain(1)** and **Sweden(2)**.
- **Latvia** and **Liechtenstein** once again remain the only two markets with no home TPPs.
- Passporting once again remains strong, with the average number of non-domestic TPPs per market increasing by **12%** over the last nine months.

Rise in Passporting-In TPPs (Average per EEA Country)



Top 10 EEA markets by total number of TPPs



145

Average total number of TPPs per EEA country

197

TPPs passport their domestic open banking services to other countries within the EEA

91%

Of TPPs per EEA market, on average, are regulated by a competent authority from a different country

9%

Average net increase in non-domestic TPPs per EEA country

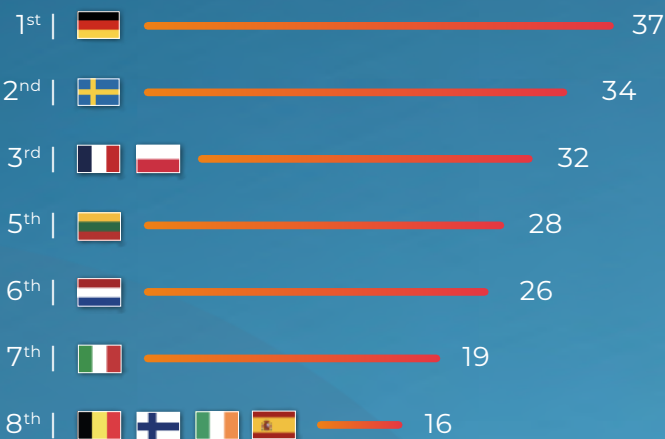
(Dec 2023 - Jun 2024)

There are now more than 100 TPPs regulated to provide consumers and businesses with open banking services in all EEA markets, apart from Liechtenstein. This means that, even in markets where there is limited supply from domestically regulated TPPs, there are plenty of fintechs to satisfy consumer demand with access to innovative products and services.


Although the growth in newly regulated TPPs is not as marked as it was when the regulation first came into force in the EEA in 2019, the trend for companies to grow their businesses by extending services into new territories looks set to continue.

The top countries by TPP (EEA)

Home Registered TPPs



Passported-In TPPs



Country Spotlight

Germany

retains its top position by home TPPs

Finland

gained 2 home-regulated TPPs (the largest gain by any EEA market this quarter)

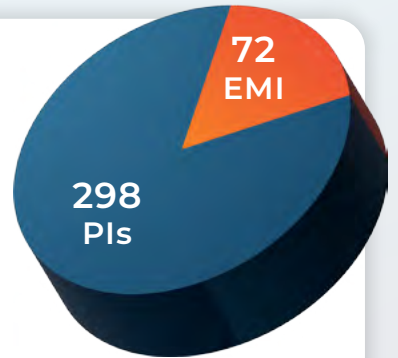
Malta

gains an additional 6 passported-in TPPs (the second highest gain after Sweden with 7)

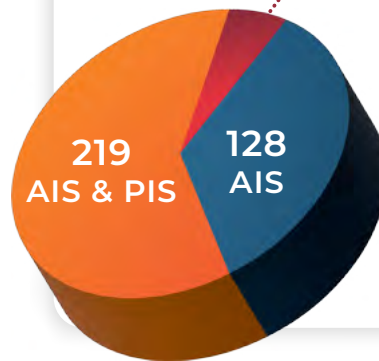
Sweden

had the most regulatory change (1 new and 2 withdrawn)

Types of TPP in the EEA



23 PIS



Services that TPPs are regulated to provide in the EEA



Mike Woods
CEO, Konsentus

“After nearly five years of PSD2 open banking implementation in the EEA, we can easily see emerging trends and how the landscape is evolving.

In September 2019, only 48% of EEA TPPs could initiate payments on an account holder’s behalf. That figure has now surpassed 65%.

There has also been an increase in international fintechs honing their product benefits to appeal to consumers across multiple markets which is why we see this quarter-by-quarter growth in passporting, with over 53% of EEA TPPs now providing open banking services outside their home nation.

I’m sure these two trends are set to continue as open banking in Europe matures, giving rise to the importance of ensuring the deployment of robust risk management tools to prevent consumer and business data mismanagement.



Award Winning

- Open Banking Expo: Winner (2023)
- Juniper Research Awards: Winner (2022)
- The Pay 360 Awards: Winner (2021)
- The Card & Payment Awards: Finalist (2022)

